



ZEOZORB Tank Vent Dryers

Ultimate protection against moisture and particulate contamination

DRYTECH Inc.

July 13, 2021- Rev C. H.F

LET MOISTURE BE OUR PROBLEM

Tank Vent Dryers

ZEOZORB Series


Tank Vent Dryer for Industrial Equipment

Protects Storage such as oils, fuels and chemicals contained within storage tanks against contamination from moisture and particulate.

- Extend the life of stored fluids such as oils, fuels, and chemicals
- Minimize product dilution, viscosity loss and equipment/facility repair due to moisture or particulate contamination
- Minimize polymer breakdown, increased corrosively and freezing due to moisture
- Maintain targeted ISO cleanliness codes
- Eliminate tank corrosion from moisture ingress

Features

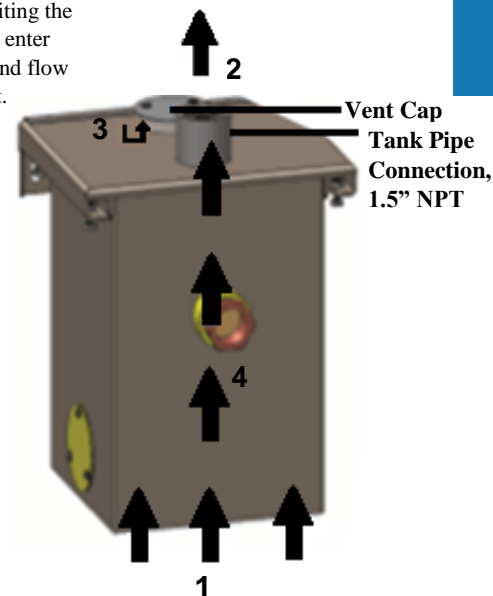
- **ZEOLITE** adsorbent maximizes water adsorption capacity over adsorption capacity over a broad temperature range, providing less than 50ppm H₂O
- Quick and easy to install. Wall (715 & 720PE) or Floor Mounted (730)
- 715 & 730 are constructed of 316 Stainless Steel with Viton seals
- 720PE is constructed of Polyethylene (HDPE) with Viton seals
- Low maintenance and easily refillable
- Easy, visible color indication of when adsorbent is due for replacement



Operation Diagram

INHALE CYCLE

1. During tank inhale (fluid exiting the tank), wet atmospheric air will enter through the base of the dryer and flow upwards through the adsorbent.
2. Dry air will then exit the top of the dryer entering the tank vent pipe and flowing into the tank.
3. A series of internal flapper calves control the direction of air flow; directing the dry air during the inhale cycle into the tank.
4. A glass sight window provides visual indication when the desiccant needs to be replaced. The adsorbent will change from blue to beige as it becomes saturated with water.



EXHALE CYCLE

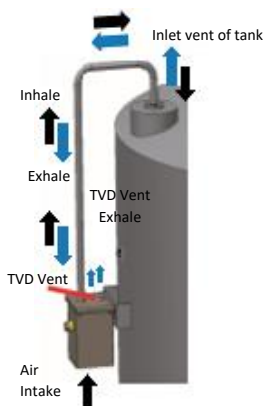
1. During tank exhale (fluid entering the tank), air leaking the tank will flow down the tanks vent pipe and into the Tank Vent Dryer
2. A series of internal flapper valves control the direction of airflow; bypassing the adsorbent and directing the exhaust air out of the vent cap on top of the dryer.



Technical Information

Model		715	720PE	730
Body Material		316SS	HDPE	316SS
Seal Material		VITON	ePTFE	VITON
Maximum Fill or Empty Rate	M ³ / HR	62.9	62.9	250
	SLPM	1048	1048	4163
	SCFM	37	37	147
	GPM	230	230	916
Max Fluid Capacity	M ³	125	125	500
	Liters	125,000	125,000	500,000
	Cubic Ft	4431	4431	17658
	Gallons	27,593	27,593	109,972
Amount of Adsorbent		35lbs (15.8kg)	35lbs (15.8kg)	110lbs (50kg)
Adsorbent Capacity (H ₂ O)		7lbs	7lbs	22lbs

Model



Model

